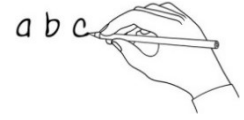




Problem page - ANSWERS

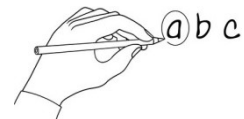


1. What's the word?

Write the word under the pictures.

mean	message	worried	feel uncomfortable	parents
teacher	password	friends	secret	share

feel uncomfortable	mean	password	message	friends
secret	worried	parents	share	teacher

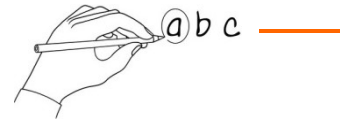


2. Read and circle!

Children read the problem page and circle the examples of the top tips.

Top tips for writing advice!

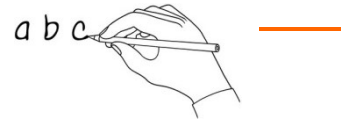
1. You can use 'should' when you give advice, to tell someone what to do.
2. You can also use 'shouldn't' when you give advice, to tell someone what not to do.
3. You can use 'should' in questions, to ask for advice.



3. Choose the answer!

Read the sentence. Circle the correct answer.

- a. Racecar73 got a _____ message. nice / **mean** / funny
- b. You shouldn't answer messages if you feel _____. **uncomfortable** / happy / excited
- c. An adult can help you block and report the _____. internet / computer / **message**
- d. Star44's best friend wants to know her _____. family / plans / **passwords**
- e. You shouldn't _____ passwords except with your parents. delete / **share** / hide
- f. If you're worried, you should talk to your _____ or another adult. **parents** / friend / pet



4. Practise writing!

Children think of another online safety problem and write it as a website message. Then they write an answer to it. They should use the example problems and answers as a model for their own. When they have finished they can check to see if they have followed all the top tips.