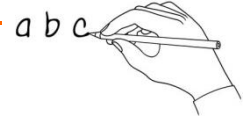




Penpal letter – ANSWERS

1. What's the word?

Write the word under the pictures.




Brazil	hair	eyes	dog
football	beach volleyball	music	Canada

			
eyes	Brazil	dog	beach volleyball
			
Canada	music	hair	football

2. Choose the answer!

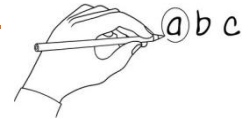
Read the penpal letter on the next page and circle the correct answers.



- Juan is from _____. **Canada** / **Brazil** / Spain
- He is _____. **tall** / short / thin
- He has got _____ hair. **blonde** / **black** / brown
- He has got two _____. **cousins** / sisters / **brothers**
- His pet is a _____. **cat** / fish / **dog**
- He likes football, beach volleyball and _____. **music** / books / television
- Juan speaks _____ languages. **two** / three / four
- Liam lives in _____. **Australia** / **Canada** / the USA



3. Read and circle!



Children read the penpal letter and circle the examples of the top tips – there may be more than one example for each top tip.

Top tips for writing penpal letters!

1. Start your letter Hi + name.
2. Ask questions as well as talk about yourself.
3. You can end the letter with 'Best wishes'.

Hi Liam,

How are you? My name's Juan and I'm from Rio de Janeiro in Brazil. I'm eleven years old. How old are you?

I'm tall, I've got black hair and brown eyes. I've got one sister and two brothers.

I've got a dog called Pedro. Have you got any pets? I like football, beach volleyball and music. What do you like?

I speak Portuguese (the language in Brazil) and English. What languages do you speak?

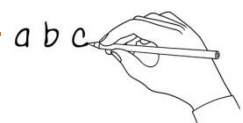
It's sunny and hot in Rio. What's the weather like where you live in Canada?

Please write soon.

Best wishes,

Juan

4. Practise writing!



Children write a letter to introduce themselves to a penpal. They should include the information listed, and use the example penpal letter as a model for their own. When they have finished they can check to see if they have followed all the top tips.