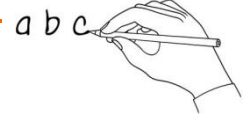




Birthday party invitation

1. What's the word?

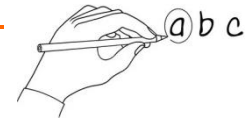
Write the word under the pictures.



birthday	party	date	street	time	telephone
	birthday				

2. Read and circle!

Read the birthday party invitation and circle the examples of the top tips.



Birthday Party!

To Stefan

Please come to my birthday party!

Date: Saturday 26 March 2016

Place: 50 High Street, Newtown

Time: 3–6pm

Please reply!

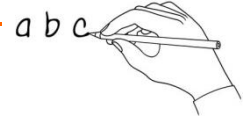
Telephone: 957 342

Email: isa@mail.web

From Isabella

Top tips for writing birthday party invitations!

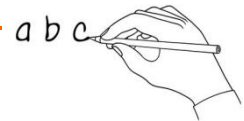
1. Start the invitation To + name.
2. Start days and months with a capital letter.
3. End the invitation with From + name.



3. Fill it in!

Write the missing words in the sentences.

- a. To Stefan
- b. Please come to my _____ party!
- c. _____: Saturday 26 March 2016
- d. _____: 50 High Street, Newtown
- e. Time: 3–6 _____
- f. Please _____!
- g. _____: 957 342
- h. _____ Isabella



4. Practise writing!

Write an invitation to your party! Think about these questions first: Who is the invitation for? What date is the party? Where is the party? What time is the party?








To _____

Please come to my birthday party!

Date: _____

Place: _____

Time: _____

Please reply!

Telephone: _____

Email: _____

From _____

