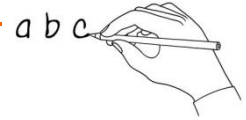




# Homework – ANSWERS

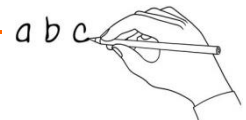


## 1. What's the word?

Write the word under the pictures.

English	drama	science	music	history
maths	art	geography	PE	ICT

science	<b>English</b>	maths	geography	drama
history	PE	music	ICT	art



## 2. Where does it go?

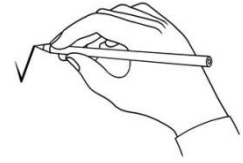
Children write the school subjects from exercise 1 in the correct group to show how easy or difficult they find their homework from that subject.

easy	OK	difficult



### 3. Ask your friends!

Children use their own ideas to write questions. Then they ask the questions (maximum 10 people). They count how many people say yes. Then they make a chart from the answers, e.g.

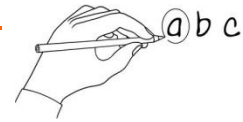


Do you like English homework? ✓ X ✓ ✓ ✓ X X ✓ ✓ ✓ = 7



### 4. True or false?

Circle true or false for these tips for doing homework.



- |   |                            |                             |
|---|----------------------------|-----------------------------|
| a. Create a special study area to do your homework.                                     | <input type="radio"/> true | <input type="radio"/> false |
| b. The area should be quite <b>dark light</b> ( <i>natural light if possible</i> ).     | <input type="radio"/> true | <input type="radio"/> false |
| c. Turn <del>on</del> <b>off</b> the TV and your phone when you do your homework.       | <input type="radio"/> true | <input type="radio"/> false |
| d. Do homework early, so you can relax before bedtime.                                  | <input type="radio"/> true | <input type="radio"/> false |
| e. <del>Don't take any</del> <b>Take</b> breaks ( <i>about 10 minutes every hour</i> ). | <input type="radio"/> true | <input type="radio"/> false |
| f. Ask for help if you don't understand.  | <input type="radio"/> true | <input type="radio"/> false |