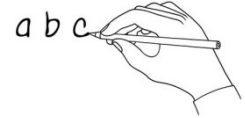




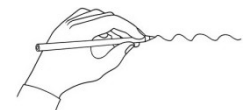
# Helping the environment - ANSWERS



## 1. What's the word?

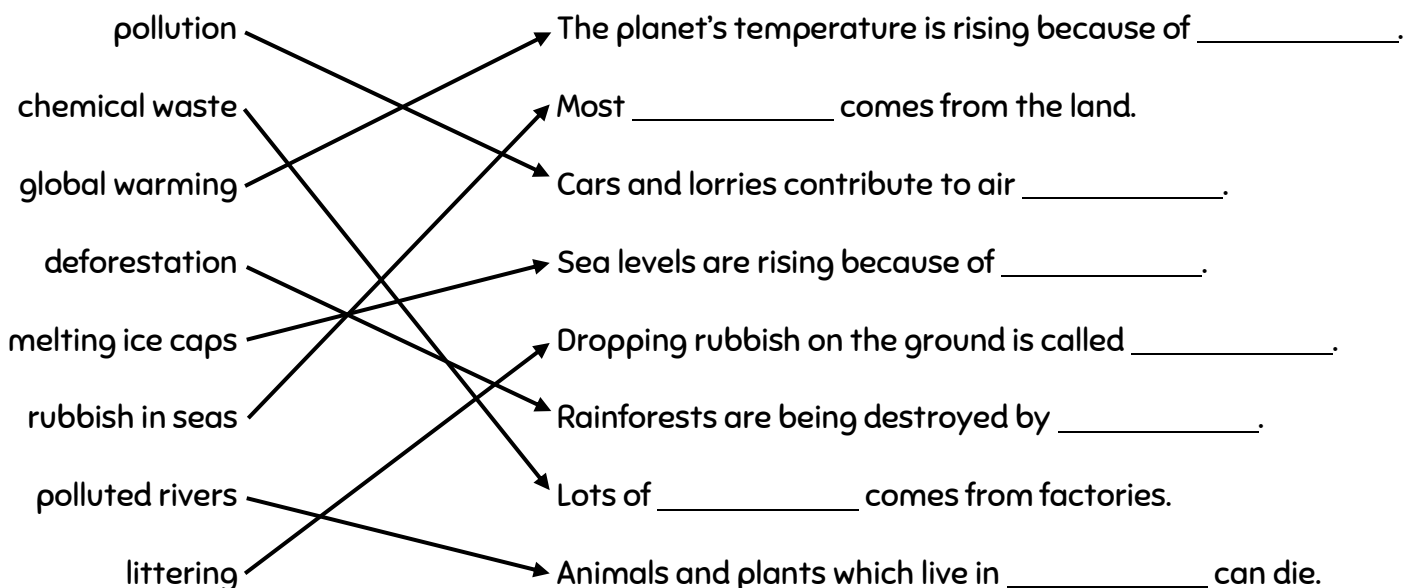
Write the word under the pictures.

<del>pollution</del>	chemical waste	global warming	deforestation
melting ice caps	rubbish in seas	polluted rivers	littering
			
global warming	<i>pollution</i>	littering	rubbish in seas
			
melting ice caps	deforestation	chemical waste	polluted rivers



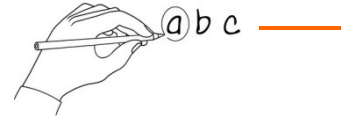
## 2. Match them up!

Match the environmental problem to the sentence.





### 3. Choose the answer!



Read the sentence. Circle the correct answer. Write two more sentences with your own ideas for ways to help the environment.

- a. Have a \_\_\_\_\_, not a bath. **party / shower / break**
- b. \_\_\_\_\_ to school instead of taking the car. **Walk / Fly / Swim**
- c. Turn \_\_\_\_\_ the lights when you leave the room. **up / on / off**
- d. \_\_\_\_\_ plastic, metal, glass and paper. **Recycle / Throw away / Burn**
- e. Write on both sides of a piece of \_\_\_\_\_. **cheese / wood / paper**
- f. Turn the \_\_\_\_\_ off when you brush your teeth. **lights / tap / music**
- g. \_\_\_\_\_
- h. \_\_\_\_\_

### 4. Draw a picture!

Children choose two ideas from exercise 3 and draw a picture of themselves doing them.

