




Flag design


1. Match them up!

Draw a line to match the picture and the word.



2. Read and colour!

Read and colour the flags.

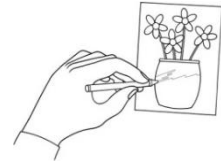


<p>Colour the top stripe yellow.</p> <p>Colour the middle stripe red.</p> <p>Colour the bottom stripe blue.</p> <p>Colour the crescent orange.</p>	<p>Colour the left stripe orange.</p> <p>Colour the middle stripe green.</p> <p>Colour the right stripe black.</p> <p>Colour the stars yellow.</p>	<p>Colour the cross red.</p> <p>Colour the star yellow.</p> <p>Colour the circles green.</p> <p>Colour the rest of the flag blue.</p>



3. Write and draw!

Draw a picture of your country's flag and describe it.



.....


.....

.....

.....

4. Write and draw!

Invent a flag! It could be a new flag for your country or it could be a flag for an imaginary place. Draw a picture and write about it.



.....

.....

.....