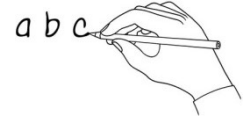




# Cooking - ANSWERS



## 1. What's the word?

Write the word under the pictures.

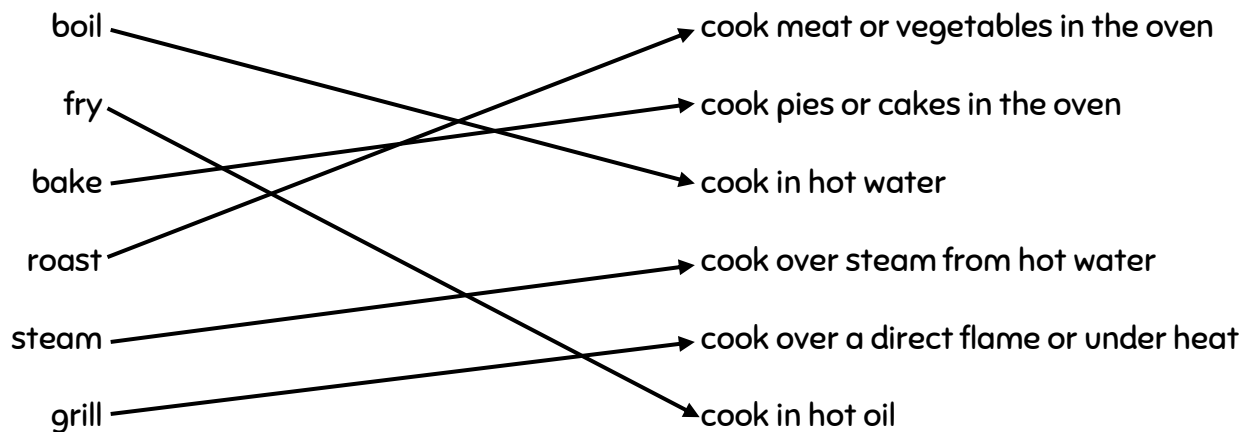
mix	pour	roll	spread	grate
cut	bake	boil	fry	grill

spread	mix	grate	boil	cut
roll	grill	pour	bake	fry

## 2. Match them up!

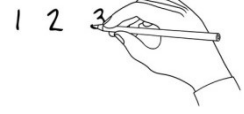


Match the cooking method with the definition.





### 3. What's the order?



Put the sentences in order to make a recipe for a vegetable pizza!

3	Mix the flour, water and oil into a dough. Put it on the table and fold it many times.
8	Put the slices of tomato and vegetables on top of the cheese.
1	First, mix 300g flour and a small spoon of yeast and salt in a bowl.
7	Cut some tomatoes, mushrooms or other vegetables into slices.
5	Spread tomato sauce on your pizza base.
10	Enjoy your pizza. Yummy!
2	Next, pour 200ml water into the bowl and add a big spoon of olive oil.
4	Roll the dough into a big circle. This is your pizza base!
9	Bake the pizza in the oven at 220°C for about 10 minutes. Ask an adult to help you!
6	Grate some cheese and put it on top of the tomato sauce.

### 4. Write and draw!

Children write about making the pizza and draw a picture.

