



Bicycle

1. Label it!

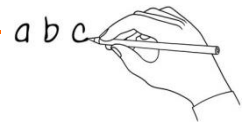
Draw a line from the words to the picture to label it.



handlebars		saddle
frame		pedals
wheel		chain
tyre		spokes

2. Where does it go?

What should you do when riding a bicycle? Write the phrases in the correct group.

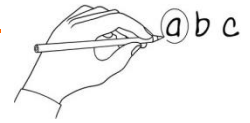


wear a helmet	stop at traffic lights	listen to music
wear reflective clothing	wear sandals	use a light in the dark
ride too fast	check your tyres and brakes	ride too close to cars
watch for cars	ride on very busy roads	wear eye protection

You should ...	You shouldn't ...
wear a helmet	




3. Find the words!



Find the words from exercise 1 in the wordsearch below.

S	Q	B	T	X	S	P	O	K	E	S	I
T	F	Z	A	R	A	H	E	U	G	Q	L
Y	T	R	A	H	D	D	C	D	J	C	Z
R	Y	P	A	K	D	R	C	S	A	F	O
E	M	B	X	M	L	W	H	E	E	L	X
H	A	N	D	L	E	B	A	R	S	O	S
P	H	L	V	E	J	N	I	D	I	W	E
N	F	Z	W	M	U	Y	N	V	W	K	Y

4. Write and draw!



Design your perfect bicycle! Draw a picture and write about it.

.....

.....

.....

.....

.....