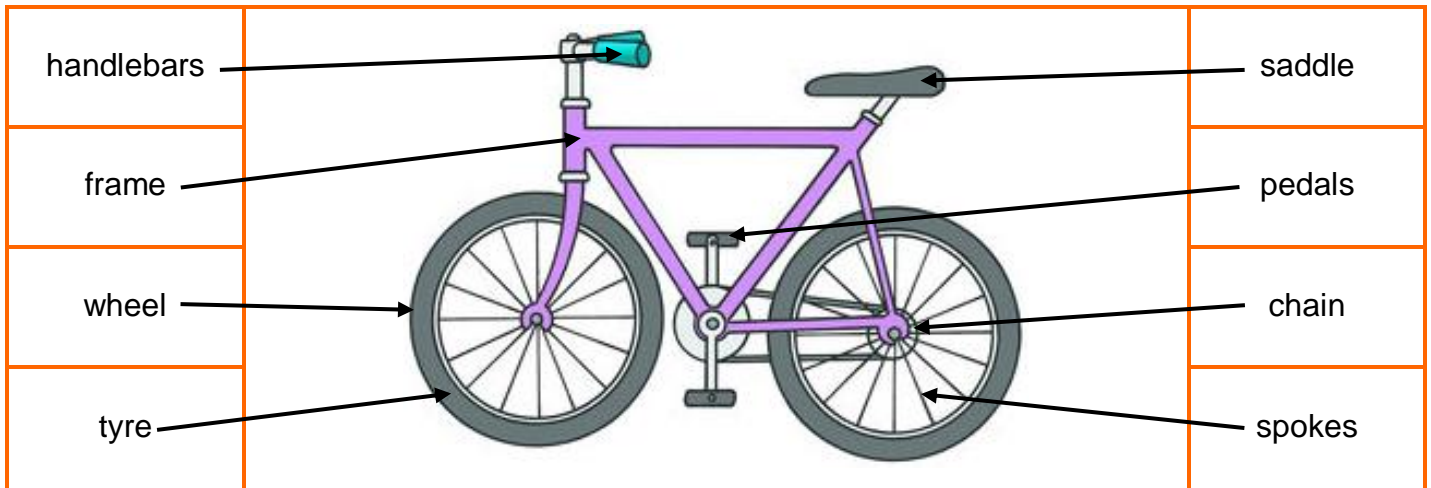




Bicycle – ANSWERS

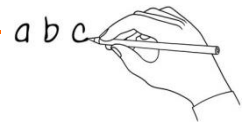
1. Label it!

Draw a line from the words to the picture to label it.



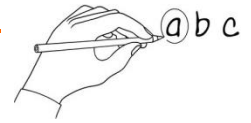
2. Where does it go?

What should you do when riding a bicycle? Write the phrases in the correct group.



wear a helmet	stop at traffic lights	listen to music
wear reflective clothing	wear sandals	use a light in the dark
ride too fast	check your tyres and brakes	ride too close to cars
watch for cars	ride on very busy roads	wear eye protection

You should ...	You shouldn't ...
<p><i>wear a helmet</i></p> <p>stop at traffic lights</p> <p>wear reflective clothing</p> <p>use a light in the dark</p> <p>check your tyres and brakes</p> <p>watch for cars</p> <p>wear eye protection</p>	<p>listen to music</p> <p>wear sandals</p> <p>ride too fast</p> <p>ride too close to cars</p> <p>ride on very busy roads</p>



3. Find the words!

Find the words from exercise 1 in the wordsearch below.

S	Q	B	T	X	S	P	O	K	E	S	I
T	F	Z	A	R	A	H	E	U	G	Q	L
Y	T	R	A	H	D	D	C	D	J	C	Z
R	Y	P	A	K	D	R	C	S	A	F	O
E	M	B	X	M	L	W	H	E	E	L	X
H	A	N	D	L	E	B	A	R	S	O	S
P	H	L	V	E	J	N	I	D	I	W	E
N	F	Z	W	M	U	Y	N	V	W	K	Y

4. Write and draw!

Children draw a picture of their perfect bicycle and write about it.

