



Make a sock snowman

1. Match them up!

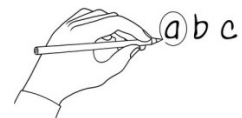
Match the words with the definitions.



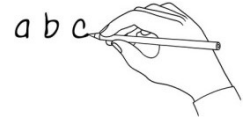
nearly	→	Something you put in a place to make it look nice
a decoration		An adult
a grown-up	→	Almost
to pour		Not cooked
uncooked		Difficult
a tummy		To close, so that nothing can get out or in
to seal		A stomach
tricky		To move something (like water) out of something (like a cup)

2. True or false?

Watch the video. Circle true or false for these sentences.



a. You can make a decoration for your house.	<input checked="" type="radio"/> true	<input type="radio"/> false
b. The snowman is made from socks.	<input type="radio"/> true	<input type="radio"/> false
c. Put cooked rice in the toes.	<input type="radio"/> true	<input type="radio"/> false
d. Make the head next.	<input type="radio"/> true	<input type="radio"/> false
e. The head is smaller than the tummy.	<input type="radio"/> true	<input type="radio"/> false
f. It's easy to close the head.	<input type="radio"/> true	<input type="radio"/> false
g. Use a white sock for the hat and the scarf.	<input type="radio"/> true	<input type="radio"/> false
h. You can draw some eyes, a nose and some buttons.	<input type="radio"/> true	<input type="radio"/> false



3. Fill it in!


Watch the video. Complete the sentences.

Pour	Make	Put	help
Take	give	cut	Seal

- a. Make a brilliant decoration.
- b. _____ a white sock.
- c. Ask your grown-up to _____ it in half.
- d. _____ some uncooked rice into the toes.
- e. _____ the top by using an elastic band.
- f. Ask a grown-up to _____ you.
- g. _____ a long cut up the middle of the scarf.
- h. Use an orange felt-tip pen to _____ him a carrot nose.

4. Write and draw!

Make a sock snowman or imagine one! Draw a picture and write about it.



.....

.....

.....

.....

.....