

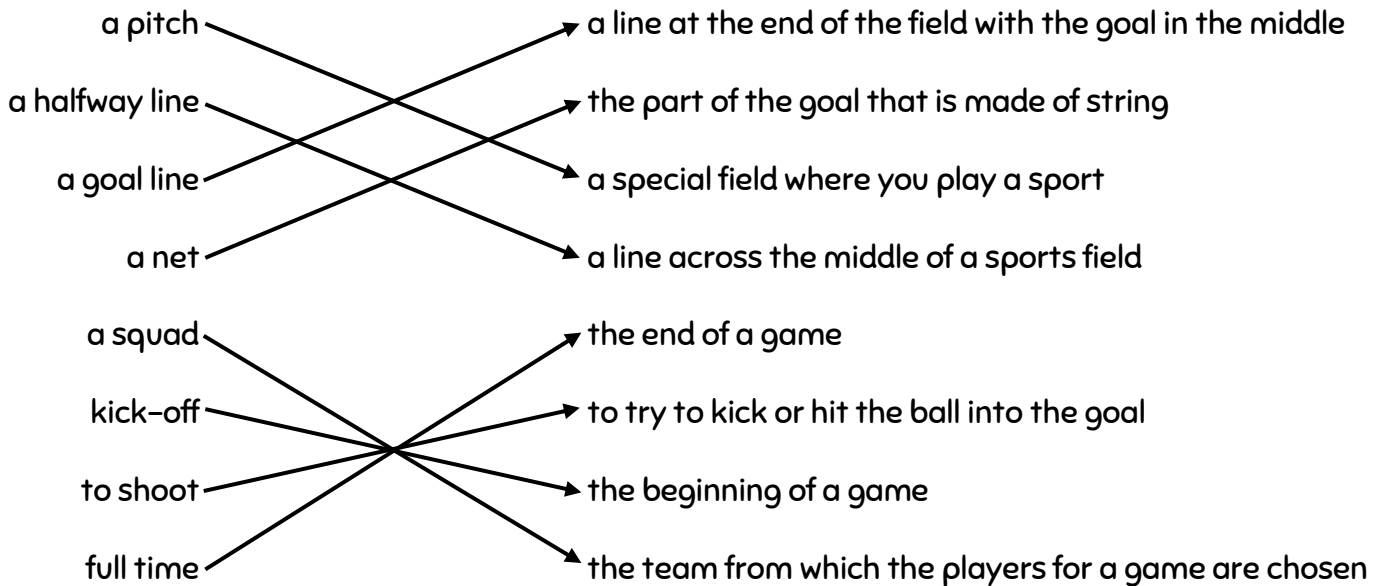


Make a flick football game - ANSWERS

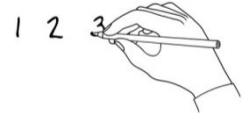
1. Match them up!



Match the words with the definitions.

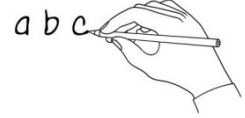


2. What's the order?



Watch the video. Put the sentences in the correct order.

4	He makes two goals with card and a fruit bag.
7	He plays the game.
1	He paints the box green to make the field.
5	He makes some players.
3	He sticks some banners onto the barriers.
2	He draws lines to mark out the pitch.
8	He folds the box to tidy the game away.
6	He uses a bottle top to make a football.



3. Where does it go?

Watch the video. Write these words in the correct group.

pitch	paint	goal	cardboard	wrapping paper
squad	sticky tape	kick-off	shoot	paper clip

football words	things he uses to make the game
<p><i>pitch</i></p> <p>goal</p> <p>squad</p> <p>kick-off</p> <p>shoot</p>	<p>paint</p> <p>cardboard</p> <p>wrapping paper</p> <p>sticky tape</p> <p>paper clip</p>

4. Write and draw!

Children write about the version of the game that they would like to make, or other things they like making, and draw a picture.

