













Santa's little helper – ANSWERS

1. Match them up!

Draw a line to match the picture and the word.



| | | | | |
|---|---|---|--|---|
|  |  |  |  |  |
|  |  |  |  |  |
| presents | hat | tree | sleigh | mince pies |
| chimney | Santa | toy factory | Rudolph | snowball |

2. Match them up!

Draw a line to match the sentences about Amy, Santa and Rudolph.



| | |
|------------------------------------|-------------------------------|
| Santa and Rudolf are getting ready | and gets too fat. |
| Santa's sleigh | to deliver all the presents. |
| Santa eats lots of mince pies | for Christmas. |
| Amy pulls Santa | throw snowballs. |
| Amy helps Santa | from the chimney. |
| Amy puts the presents | flies around the world. |
| Amy visits the North Pole | to say thank you. |
| Amy and Rudolf | and sees Santa's toy factory. |
| Santa gives Amy a special present | under the tree. |



3. Fill it in!



Write the missing words in the sentences.

- a. It's Christmas Eve. Santa puts on his red jacket and his red hat.
- b. Santa leaves a present for good girls and boys.
- c. He eats one mince pie. Then, two, three, four... "Hmm, yum, yum."
- d. Santa climbs down the chimney with Amy's present.
- e. But oh dear...he is too fat, he can't move!
- f. Amy and Santa go all around the world with the Christmas presents.
- g. The sleigh flies back to the North Pole for more presents.
- h. Amy and Rudolf throw snowballs. They have lots of fun.

4. Write and draw!



Children use their own ideas to guess what Amy's special present was. Then they draw and write about it or about a special present of their own.