








# The spelling sports day – ANSWERS AND GUIDANCE

## 1. Match them up!

Read and point to each word. Encourage your child/children to identify the picture and draw a line. Get them to repeat after you say the word.



				
hop	run	jump	smile	sad



Read Pam's spelling rules together with your child/children. For the past and -ing forms, highlight the relationship between the spelling of the verb (with 'e' or vowel+consonant) and the ending (add 'd', take away 'e', or double the final consonant).

## 2. Find the spelling!

Help your child/children to identify the endings. Encourage them to look back at Pam's spelling rules above, if necessary. Ask your child/children to underline the endings. Discuss why each word has the ending it does (e.g. word ends with vowel+consonant so need to double final consonant). Give encouragement and help where needed.



ly:	quick <u>ly</u>	slow <u>ly</u>	loud <u>ly</u>	carefull <u>y</u>	sad <u>ly</u>	quiet <u>ly</u>
ed/d:	smile <u>d</u>	shout <u>ed</u>	jump <u>ed</u>	dropp <u>ed</u>	excite <u>d</u>	pin <u>ned</u>
ing:	hopp <u>ing</u>	smil <u>ing</u>	sitt <u>ing</u>	shout <u>ing</u>	runn <u>ing</u>	jump <u>ing</u>



### 3. Find the spelling!

Help your child/children to identify the endings. Encourage them to look back at Pam's spelling rules above, if necessary. Ask your child/children identify if a double letter has been added, if 'e' has been taken away, or if there have been no changes to the original word. Ask your child/children to write the words in the correct box. Give encouragement and help where needed.



no change	double letter	take away 'e'
quickly jumping	hopped dropped	smiling
shouted carefully	running sitting	hiding

### 4. Write the word!

Ask your child/children to add the endings to the words. Encourage them to look back at Pam's spelling rules above if necessary. Give praise and help if needed.



quick - <u>quickly</u>	hop - <u>hopped</u>	smile - <u>smiling</u>
careful - <u>carefully</u>	excite - <u>excited</u>	sit - <u>sitting</u>
sad - <u>sadly</u>	shout - <u>shouted</u>	jump - <u>jumping</u>
loud - <u>loudly</u>	pin - <u>pinned</u>	hide - <u>hiding</u>

### 5. Fill it in!

Help your child/children identify the correct answer from the words in exercise 4. Refer them back to the story or explain the meaning or context of the sentences if necessary. Give lots of praise and encouragement.



- The teacher shouted loudly.
- The children were sitting and chatting.
- "Walk carefully!" said the teacher.
- The children were very excited and made lots of noise.
- Sam and Pam were not hiding very well.
- The teacher pinned gold stars on all of the children.