



The school trip

1. Match them up!

Draw a line to match the picture and the word.










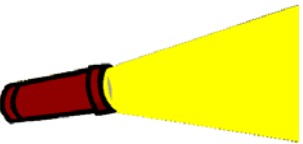




2. Listen and write!

Listen to the words and write the missing letters!



Write **a**, **i**, **o** or **u** in the words. Trace **magic e** at the end of the words.

 lak <u>e</u>	 c <u> </u> v <u>e</u>	 st <u> </u> n <u>e</u>	 r <u> </u> p <u>e</u>
 sm <u> </u> l <u>e</u>	 fl <u> </u> t <u>e</u>	 b <u> </u> n <u>e</u>	 f <u> </u> v <u>e</u>
 J <u> </u> n <u>e</u>	 sh <u> </u> n <u>e</u>	 Mr D <u> </u> k <u>e</u>	 g <u> </u> t <u>e</u>



3. Sound it out!

Join the sounds together to read the words.

Draw a line from the words to the pictures.



l-a-k-e	
c-a-v-e	
s-t-o-n-e	
f-i-v-e	
J-u-n-e	
b-o-n-e	

4. Draw a picture!

Read the sentences and draw pictures!



<p>Shine the torch in the cave and see nine bones!</p>	<p>Mr Duke hops on five stones in the lake in June.</p>
--	---