


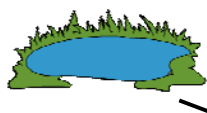






The picnic – ANSWERS AND GUIDANCE

1. Match them up!

Read and point to each word. Encourage your child/children to identify the picture and draw a line. Get them to repeat after you say the word.



					
bag	fish	van	hen	lake	jelly

2. Listen and write!

Make the sound of each option (e.g. f or v). Say each word and point to the picture. Encourage your child/children to identify the missing letter. Help them to write it in the space. Say the words again sound by sound and pointing to each letter or letter combination in the word (e.g. f-i-sh, v-a-n), 'blending' the sounds together to say the word. Encourage your child/children to repeat with you.









Write **f** or **v** in the words.

					
<u>f</u> ish	<u>v</u> an	<u>f</u> ood	lea <u>f</u>	lea <u>v</u> es	lo <u>v</u> e

Write **b** or **j** in the words.

					
<u>b</u> ag	<u>j</u> elly	<u>b</u> asket	<u>j</u> am	<u>j</u> et	<u>b</u> in





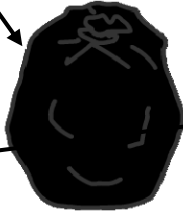

Write **h** or **l** in the words.

					
<u>h</u> en	<u>l</u> ove	<u>h</u> at	<u>l</u> ake	<u>h</u> ouse	<u>f</u> loor



3. Sound it out!

Say each word sound by sound and pointing to each letter or letter combination in the word (e.g. b-a-g, f-i-sh), 'blending' the sounds together to say the word. Encourage your child/children to repeat with you. Help your child/children to identify the picture and draw a line.

b - a - g		
f - i - sh		
v - a - n		
h - e - n		
l - e - a - f		
j - e - ll - y		

4. Draw a picture!

Read the sentences with your child/children word by word. Encourage them to sound out each word letter by letter, 'blending' the sounds together to say the word. Help them with any 'tricky' words such as 'the' by simply pointing and saying the word. Refer your child/children back to images in previous exercises or in the story if they can't remember the meaning of the words. Then encourage your child to draw a picture to illustrate the sentences. Give praise and encouragement at all stages.

