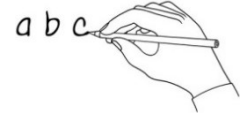





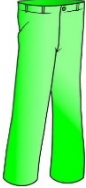

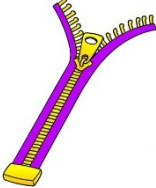

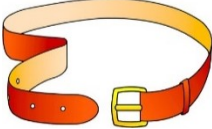


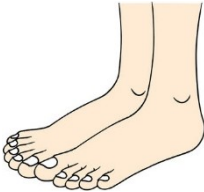



# Don't put your trousers on your head - ANSWERS

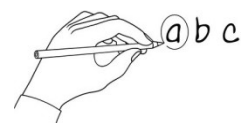


## 1. What's the word?

Write the word under the pictures.

trousers	head	leg	button	zip	velcro
shoes	hood	gloves	feet	belt	skirt

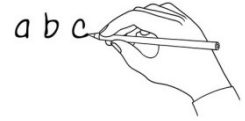
					
button	trousers	velcro	zip	head	belt
					
skirt	leg	feet	shoes	gloves	hood



## 2. Choose the answer!

Listen to the song. Circle the correct answer.

- Don't put your trousers on your \_\_\_\_\_. **feet** / head / legs
- Fasten up your \_\_\_\_\_ and your zip. **velcro** / belt / **buttons**
- Velcro fasteners, buttons or zip, got to do them up or you will \_\_\_\_\_. **trip** / fall / run
- Don't put the \_\_\_\_\_ round the back. **zipper** / buttons / skirt
- Don't wear \_\_\_\_\_ upon your feet. **shoes** / **gloves** / trousers
- A belt for your \_\_\_\_\_ is very handy. **head** / hood / **skirt**



3. Where does it go?

Write these instructions in the correct group.

<del>put on your jeans</del>	untie your shoes	do up your shirt	take off your hat
unfasten your belt	pull up your socks	unzip your cardigan	zip up your coat

Get dressed!	Get undressed!
<p><i>put on your jeans</i></p> <p>do up your shirt</p> <p>pull up your socks</p> <p>zip up your coat</p>	<p>untie your shoes</p> <p>take off your hat</p> <p>unfasten your belt</p> <p>unzip your cardigan</p>

4. Write and draw!

Children draw a picture of their favourite clothes and write about them.

