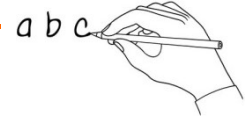









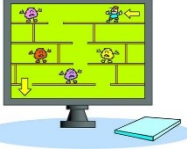


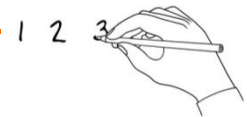
Dinosaur Dig



1. What's the word?

Write the word under the pictures.

birthday	game	computer	screen
boy	dinosaur	bone	run
			
	birthday		
			



2. What's the order?

Watch the story and put the sentences in order.

1

She picked up a golden bone that was hidden under a bush.

'What will happen if the dinosaur catches us?' 'Well, the game is over!'

It was Sonia's birthday. She had a new game.

Sonia was at home, sitting at her computer. 'Hmmm. Maybe I'll play a different game.'

'You're in Dinosaur Dig. We have to find old dinosaur bones.'

They heard a dinosaur roar. Sonia and the boy hid behind a bush.

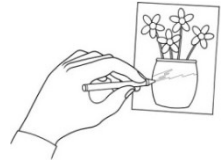
She decided to try her new game. She clicked on the icon.

There was the same icon that she saw on her computer. Sonia touched the icon.



3. Write and draw!

What's your favourite computer game? Where does it take place? What do you have to do to win? Write about the game and the characters, rules and dangers and draw a picture!



A large rectangular area with an orange border, containing several horizontal dotted lines for writing.



4. Play a game!

Play a game with a partner. Ask a friend or someone in your family. Each person needs one copy of this page.



1. Cut out the bones and the dinosaurs.
2. Stick the bones and dinosaurs in different squares. Do not look at your partner's page!
3. Try to find your partner's bones. Take turns to ask each other, 'Is there a bone in square (A1)?'
4. If you find a dinosaur, you lose one life. You only have three lives!
5. Can you find all of your partner's bones before you lose all your lives? Good luck!

	1	2	3	4
A				
B				
C				
D				

