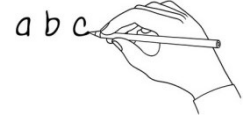




Playing musical bumps - ANSWERS

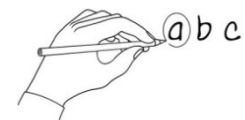


1. What's the word?

Write the word under the pictures.

party	children	dance	music
stop	sit down	stand up	winner

sit down	party	music	children
dance	winner	stop	stand up



2. Yes or no?


Read the webpage on the next page and circle yes or no for these sentences.

- a. Musical bumps is a game. yes no
- b. You play musical bumps at a ~~cinema~~ party. yes no
- c. The children ~~sing~~ dance to music. yes no
- d. The children ~~stand up~~ sit down when the music stops. yes no
- e. When a child is 'out', they stop playing. yes no



3. Read!

Children read the webpage and complete exercise 2 on the previous page.



The screenshot shows a web browser window with a green navigation bar containing a home icon, 'Log in', 'News', 'Help', and 'Contact' dropdown menus, and a search icon. Below the navigation bar is a breadcrumb trail: 'Games > Indoor activities > Musical bumps'. The main content area has a light blue background and features the title 'MUSICAL BUMPS' in large, bold, black letters. Below the title is the text: 'This is a fun game to play at a party!'. To the right of this text is an illustration of five children dancing in a circle, holding hands, with colorful balloons and musical notes floating around them. Below the illustration is a numbered list of six steps for the game. At the bottom of the browser window, there are three colored circles (blue, red, green) and a window control bar with a maximize button and a close button.

Games > Indoor activities > Musical bumps

MUSICAL BUMPS

This is a fun game to play at a party!

1. The children dance to music.
2. The music stops.
3. The children sit down quickly.
4. The last child to sit down is 'out' (they stop playing).
5. The children stand up and dance again.
6. They play until there is only one child dancing. He or she is the winner!

4. What do you think?

Children think about the questions or discuss them with a friend.

