

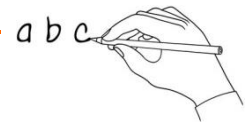


How to tidy your bedroom

Reading practice

Level 1

Do you know how to tidy your bedroom quickly? Practise your reading in English with these instructions.



Preparation

Write the word under the pictures.

~~to tidy~~

to make your bed

a bin

a wardrobe

drawers


a washing basket

a cupboard

a shelf




to tidy





Reading text

Read the instructions.



Top tips for a tidy bedroom!

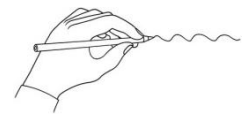
Is your bedroom clean and tidy? Tidy your bedroom quickly and easily with these seven simple steps!

1. Make your bed.
2. Throw rubbish in the bin.
3. Put clean clothes away in your wardrobe or drawers.
4. Put dirty clothes in the washing basket.
5. Tidy your toys and games. Put them in your cupboard, on your shelf or in your toybox.
6. Put books on your bookshelf.
7. Tidy the pens, pencils and papers on your desk.

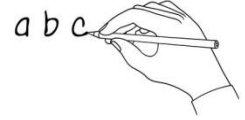
Finished! Sit down, relax and enjoy your tidy bedroom!

1. Match them up!

Match the things to the places where you put them.



- | | |
|-----------------------|-----------------------|
| in the bin | clean clothes |
| in the wardrobe | books |
| in the washing basket | rubbish |
| in the cupboard | pens, pencils, papers |
| on the bookshelf | dirty clothes |
| on the desk | toys and games |



2. What's the order?

Put the words in the correct order.

a. bed. your Make

Make your bed.

b. rubbish Throw away.

c. clothes clean Put away. your

d. in the Put basket. dirty washing clothes

e. and games your toys away. Put

f. your away. Put books


g. Tidy desk. your

h. down Sit relax! and



Write and draw!

What's your bedroom like? What things have you got? Do you like tidying it?
Draw a picture and write about it!



A large rectangular area for drawing and writing, enclosed in an orange border. It contains five horizontal dotted lines for writing.