



# Bathroom sign

Level 1

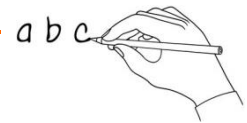
Do you know how to wash your hands? Practise your reading in English with this bathroom sign.

# Reading practice



## Preparation

Write the word under the pictures.



germs

wash your hands

toilet

soap

count

tap




germs





Reading text

Read the bathroom sign.



## Good handwashing

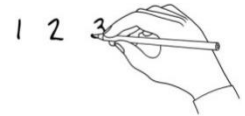
Say NO! to germs. Wash your hands after you go to the toilet!

- Wet your hands with water.
- Use soap.
- Wash your hands carefully.
- Count to 20 as you wash.
- Make sure you turn the tap off!
- Dry your hands well.

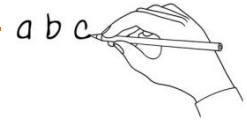


### 1. What's the order?

Put the sentences in order.



	Dry your hands well.
	Make sure you turn the tap off!
1	Wet your hands with water.
	Wash your hands carefully.
	Use soap.
	Count to 20 as you wash.



2. Fill it in!


Complete the sentences.

Go	Say	Use	Dry	Wet	Turn	Count	Wash
----	-----	-----	-----	-----	------	-------	------

- a. Say no to germs.
- b. \_\_\_\_\_ to the toilet.
- c. \_\_\_\_\_ your hands with water.
- d. \_\_\_\_\_ soap.
- e. \_\_\_\_\_ your hands carefully.
- f. \_\_\_\_\_ to 20.
- g. \_\_\_\_\_ the tap off.
- h. \_\_\_\_\_ your hands well.

Write and draw!

Washing your hands protects you from germs and helps you be healthy. What other things can you do to be healthy? Draw a picture and write about them!



.....

.....

.....

.....

.....