



Art description

Level 3

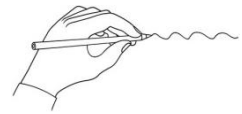
Have you got a favourite picture? Practise your reading in English with this art description.

Reading practice



Preparation

Match the words with the definitions.




- | | | |
|----------------|---|--------------------------------------------------------|
| pastels | → | the area at the front of a picture |
| the background | | a line which shows the edge of something |
| the foreground | | special soft crayons |
| pointy | | lines of different colours |
| stripes | | happy and positive |
| imagination | | having a thin, sharp end |
| an outline | | the ability to form pictures or new ideas in your mind |
| cheerful | | the area at the back of a picture |



Reading text

Read the art description.



Linda's picture



This is a picture by my friend Linda. It shows a lively scene outdoors. I think she used bright pastels on white paper.

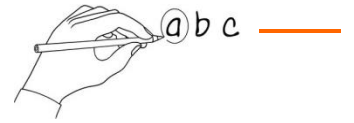
Linda's picture is so colourful. In the background there's a big blue sky. It's a sunny day. There are some tall buildings which are all different colours and shapes. In the foreground the grass is bright green and there's a path going up to the buildings. Maybe it's the park near her house?

There are so many details in Linda's picture too. On the left there's a multicoloured cat with pointy ears. In the middle, there's a small blue cat with zigzag stripes on its tail. Above the cats there's a butterfly, flying around in the sunshine. Can you see the coloured spots on its wings? I like the yellow cat most of all. It looks a bit like a castle!

I love this picture because every time I look at it, I see different things. At first I thought there were only buildings in the background, but then I noticed the butterfly! Linda has so much imagination. Look at the right of the picture. What do you think the dark red outline shows? It isn't very clear, but sometimes I see a large bird with light blue wings, and other times I think it could be a streetlight. And I always see a different number of cats! This happens a lot in Linda's picture. It's really fun! It makes me think of a story I read once about a magic town, where everyone has adventures. I love it because it's bright and cheerful and it makes me feel happy.

I'd give this picture the title 'A Summer's Day'. I'd like to have it in my kitchen because it would make everyone smile in the mornings while we're eating breakfast.

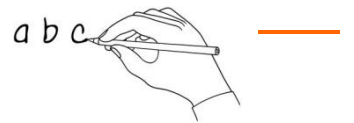
Pedro



1. True or false?

Circle true or false for these sentences.

- a. Pedro's friend drew the picture. true false
- b. At the front of the picture there's some grass. true false
- c. His favourite animal in the picture is the butterfly. true false
- d. When he first looked at the picture, he saw the butterfly. true false
- e. The object on the right has a dark red outline. true false
- f. When Pedro looks at the picture, he feels happy. true false
- g. Linda called the picture 'A Summer's Day'. true false
- h. Pedro would like to put the picture in his bedroom. true false



2. Fill it in!

Complete the sentences.


in the background	in the foreground	artist	on the right
title	feel	on the left	pastels

- a. Pedro says the artist is Linda.
- b. He thinks Linda used _____.
- c. He says there's a big blue sky _____.
- d. He says there's green grass _____.
- e. He says there's a multicoloured cat _____.
- f. He's not sure about the red object _____.
- g. He says the picture makes him _____ happy.
- h. He'd like to give the picture the _____ 'A Summer's Day'.



Write and draw!

Do you like drawing and painting? Draw a picture and write about it!



A large rectangular area for drawing and writing, containing several horizontal dotted lines for text.