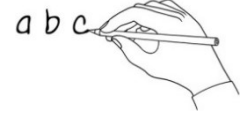




# Neighbourhood

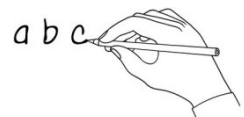


## 1. What's the word?

Write the word under the pictures.

street	older people	internet	problems in class	stressed
help someone understand	litter	recycling	nursing home	collect old clothes

				
	street			
				

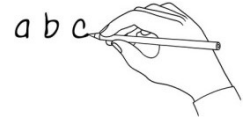


## 2. Fill it in!

Listen to the poem. Write the missing words in the sentences.

safe	special	neighbourhood	streets	help	older
------	---------	---------------	---------	------	-------

- The area where you live is a special place.
- What can you do to keep it happy and \_\_\_\_\_?
- Some \_\_\_\_\_ people can feel alone.
- Some children might need \_\_\_\_\_ with their schoolwork.
- Sometimes people throw rubbish on the \_\_\_\_\_.
- There are lots of good things you can do in your \_\_\_\_\_.



3. Where does it go?

Think about the poem. Write the ideas in the correct group.

<del>help them use the internet</del>	make a bin	do shopping for them	help them prepare for exams
recycle	help them understand their schoolwork	sweep leaves	visit a nursing home

helping older people	helping children	helping in the street
<i>help them use the internet</i>		

4. Match them up!

Listen to the poem. Match the words that rhyme, for example *places* and *faces*.



- |          |        |
|----------|--------|
| know     | ground |
| way      | about  |
| out      | grow   |
| internet | more   |
| class    | start  |
| part     | play   |
| around   | yet    |
| store    | pass   |
- Note: An arrow points from 'know' to 'grow'.*



5. Write and draw!

What's your neighbourhood like? How could you help to keep it a happy and safe place? Draw a picture and write about it!



A large rectangular area for drawing and writing, enclosed in an orange border. At the bottom of this area, there are seven horizontal dotted lines for writing.