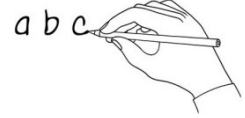








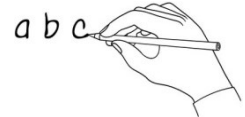
How to play hopscotch - ANSWERS



1. What's the word?

Write the word under the pictures.

hopscotch	chalk	stone	square
			
stone	hopscotch	square	chalk

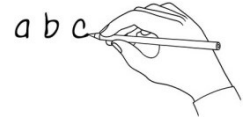


2. Fill it in!

Watch the video. Write the missing words in the sentences.

wrong	hopscotch	line	squares	foot	chalk
-------	-----------	------	---------	------	-------

- Luisa and Luca are going to play hopscotch.
- You need a place to play, chalk and a stone.
- Draw ten squares and write the numbers one to ten in them.
- Each square must be big enough for your foot.
- You miss a turn if you step on a line.
- You miss a turn if you throw the stone onto the wrong square.



3. What's the order?

Write the words in the correct order.

- a. onto Throw square number one. the stone
Throw the stone onto square number one.
- b. the end. Hop and to jump
Hop and jump to the end.
- c. on the square jump with the stone! Don't hop or
Don't hop or jump on the square with the stone!
- d. go back the stone. Turn around, and pick up
Turn around, go back and pick up the stone.
- e. turn. player's Then it's the next
Then it's the next player's turn.
- f. throw the stone onto square number two. your turn again, When it's
When it's your turn again, throw the stone onto square number two.
- g. with the stone until ten. on number three, then four ... Keep playing
Keep playing with the stone on number three, then four ... until ten.
- h. with the stone on ten. is the first person The winner who plays correctly
The winner is the first person who plays correctly with the stone on ten.

4. Write and draw!

Children write about playing hopscotch and draw a picture.

