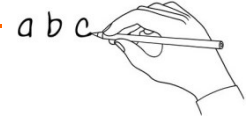




# How to organise your school bag

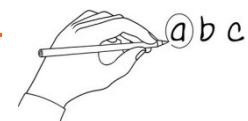


## 1. What's the word?

Write the word under the pictures.

pencil	school bag	bottle	lunchbox	apple	diary
textbook	notebook	folder	pencil case	rubbish	pen

	pencil				



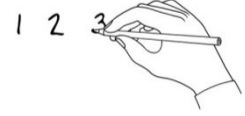
## 2. True or false?

Watch the video. Circle true or false for these sentences.

- |  |             |       |
|--|-------------|-------|
| a. Melisa wants to borrow a pencil.                          | <u>true</u> | false |
| b. Luca can't find a pencil because his school bag is messy. | true        | false |
| c. Luca's got a glue stick and a ruler in his school bag.    | true        | false |
| d. Luca recycles the rubbish.                                | true        | false |
| e. They put the apple at the bottom of the school bag.       | true        | false |
| f. Melisa tells Luca to go home at the end of the video.     | true        | false |



3. What's the order?

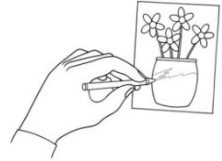


Watch the video. Put the sentences in the correct order.

1

- Clean and organise your pencil case.
- Put your school books in a pile.
- Take everything out of your school bag.
- Then put your lunchbox and pencil case back in.
- Put your books back in the bag first.
- Recycle or throw away the rubbish.

4. Write and draw!



What's in your school bag? Write about it and draw a picture!

.....

.....

.....

.....

.....

.....