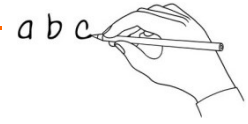




How to organise your school bag - ANSWERS

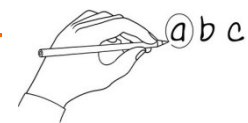


1. What's the word?

Write the word under the pictures.

pencil	school bag	bottle	lunchbox	apple	diary
textbook	notebook	folder	pencil case	rubbish	pen

diary	pencil	notebook	rubbish	pencil case	apple
lunchbox	bottle	textbook	pen	school bag	folder



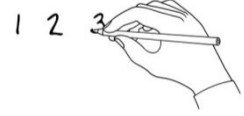
2. True or false?

Watch the video. Circle true or false for these sentences.

- | | | |
|--|---------------------------------------|--|
| a. Melisa wants to borrow a pencil. | <input checked="" type="radio"/> true | <input type="radio"/> false |
| b. Luca can't find a pencil because his school bag is messy. | <input checked="" type="radio"/> true | <input type="radio"/> false |
| c. Luca's got a glue stick and a ruler in his school bag. | <input type="radio"/> true | <input checked="" type="radio"/> false |
| d. Luca recycles the rubbish. | <input checked="" type="radio"/> true | <input type="radio"/> false |
| e. They put the apple at the bottom of the school bag. | <input type="radio"/> true | <input checked="" type="radio"/> false |
| f. Melisa tells Luca to go home at the end of the video. | <input type="radio"/> true | <input checked="" type="radio"/> false |



3. What's the order?



Watch the video. Put the sentences in the correct order.

4	Clean and organise your pencil case.
3	Put your school books in a pile.
1	Take everything out of your school bag.
6	Then put your lunchbox and pencil case back in.
5	Put your books back in the bag first.
2	Recycle or throw away the rubbish.

4. Write and draw!

Children write about what's in their school bag and draw a picture.

