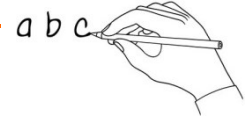




# How to make a lantern

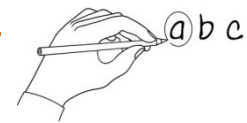


## 1. What's the word?

Write the word under the pictures.

|           |              |            |            |                |               |
|-----------|--------------|------------|------------|----------------|---------------|
| glass jar | tissue paper | craft glue | paintbrush | candle         | rectangle     |
| triangle  | star         | heart      | circle     | spooky lantern | snowy lantern |

|  |   |   |  |   |   |
|--|---|---|--|---|---|
|   |    |    |    |    |    |
|  | glass jar   |   |  |   |   |
|  |  |  |  |  |  |
|  |   |   |  |   |   |



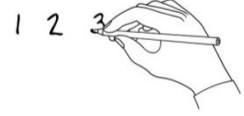
## 2. True or false?

Watch the video. Circle true or false for these sentences.

- |   |                                       |                             |
|---|---------------------------------------|-----------------------------|
| a. Emily is scared of the storm.                | <input checked="" type="radio"/> true | <input type="radio"/> false |
| b. Luisa and Emily are going to buy a lantern.  | <input type="radio"/> true            | <input type="radio"/> false |
| c. Emily sticks an orange rectangle on the jar. | <input type="radio"/> true            | <input type="radio"/> false |
| d. She sticks a blue circle on the jar.         | <input type="radio"/> true            | <input type="radio"/> false |
| e. The spooky lantern is for Emily's birthday.  | <input type="radio"/> true            | <input type="radio"/> false |
| f. The snowy lantern is for Christmas.          | <input type="radio"/> true            | <input type="radio"/> false |



3. What's the order?




Watch the video. Put the sentences in the correct order.

|   |
|---|
|   |
|   |
| 1 |
|   |
|   |
|   |

- Wait for the glue to dry.
- Stick the shapes onto a jar with glue.
- Cut or tear shapes from tissue paper.
- Put a candle in the jar.
- Ask an adult to help you light the candle.
- Cover the jar with craft glue.

4. Write and draw!



What kind of lantern would you like to make? Write about it and draw a picture!

.....

.....

.....

.....

.....

.....