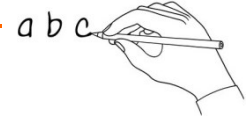




How to make a bowling game - ANSWERS

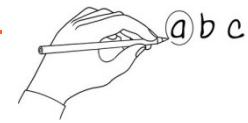


1. What's the word?

Write the word under the pictures.

plastic bottle	bottle top	glue stick	felt-tip pen
scissors	ball	funnel	rice

			
rice	plastic bottle	felt-tip pen	scissors
			
ball	glue stick	bottle top	funnel



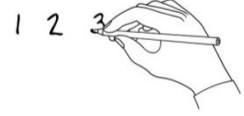
2. True or false?

Watch the video. Circle true or false for these sentences.

- | | | |
|---|---------------------------------------|--|
| a. Melisa and Luca find ten bottles for the game. | <input checked="" type="radio"/> true | <input type="radio"/> false |
| b. You need bottle tops. | <input checked="" type="radio"/> true | <input type="radio"/> false |
| c. You fill the bottles to make them heavy. | <input checked="" type="radio"/> true | <input type="radio"/> false |
| d. Luca's lucky number is seven. | <input type="radio"/> true | <input checked="" type="radio"/> false |
| e. Luca hits three bottles with the ball. | <input type="radio"/> true | <input checked="" type="radio"/> false |
| f. Luca gets two points. | <input type="radio"/> true | <input checked="" type="radio"/> false |



3. What's the order?



Watch the video. Put the sentences in the correct order.

2	Cut a piece of paper.
5	Repeat the steps with nine more bottles.
1	Fill a bottle with rice, beans, lentils, sand, water or stones.
4	Glue the number onto the bottle.
6	Play the bowling game!
3	Write a number from 1 to 10 on the paper.

4. Write and draw!

Children write about another game they could make and draw a picture.

