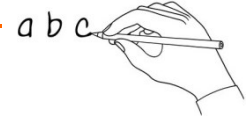




How to grow a bean plant

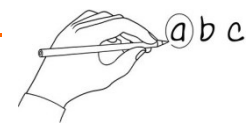


1. What's the word?

Write the word under the pictures.

| | | | |
|---------------|-------------|-----|-------|
| bean | cotton wool | jar | water |
| kitchen paper | roots | pot | soil |

| | | | |
|--|------|--|--|
| | | | |
| | bean | | |
| | | | |
| | | | |



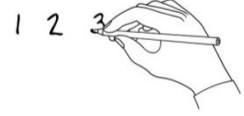
2. True or false?

Watch the video. Circle true or false for these sentences.

- | | | |
|---|---------------------------------------|-----------------------------|
| a. Melisa and Luca want to grow a bean plant. | <input checked="" type="radio"/> true | <input type="radio"/> false |
| b. Luca puts kitchen paper in the jar. | <input type="radio"/> true | <input type="radio"/> false |
| c. Luca decides to plant the small brown beans. | <input type="radio"/> true | <input type="radio"/> false |
| d. Luca plants three beans. | <input type="radio"/> true | <input type="radio"/> false |
| e. Beans need sunlight to grow. | <input type="radio"/> true | <input type="radio"/> false |
| f. Melisa puts soil in the pot. | <input type="radio"/> true | <input type="radio"/> false |



3. What's the order?



Watch the video. Put the sentences in the correct order.

| |
|---|
| |
| |
| 1 |
| |
| |
| |

When it grows, put the bean plant into a pot with soil.

Put some beans in.


Put some cotton wool or kitchen paper in a jar or pot.

Put the beans next to a window.

Pour some water on the beans.

Give the beans some water every day.

4. Write and draw!



What plants would you like to grow? Write about them and draw a picture!

.....

.....

.....

.....

.....

.....