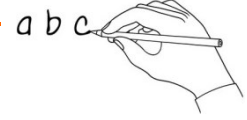




## How to grow a bean plant - ANSWERS

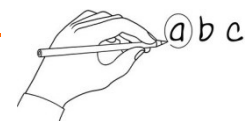


### 1. What's the word?

Write the word under the pictures.

bean	cotton wool	jar	water
kitchen paper	roots	pot	soil

pot	bean	roots	jar
water	kitchen paper	soil	cotton wool



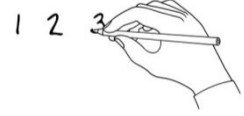
### 2. True or false?

Watch the video. Circle true or false for these sentences.

- |   |                                       |  |
|---|---------------------------------------|--|
| a. Melisa and Luca want to grow a bean plant.   | <input checked="" type="radio"/> true | <input type="radio"/> false            |
| b. Luca puts kitchen paper in the jar.          | <input type="radio"/> true            | <input checked="" type="radio"/> false |
| c. Luca decides to plant the small brown beans. | <input type="radio"/> true            | <input checked="" type="radio"/> false |
| d. Luca plants three beans.                     | <input checked="" type="radio"/> true | <input type="radio"/> false            |
| e. Beans need sunlight to grow.                 | <input checked="" type="radio"/> true | <input type="radio"/> false            |
| f. Melisa puts soil in the pot.                 | <input type="radio"/> true            | <input checked="" type="radio"/> false |



### 3. What's the order?



Watch the video. Put the sentences in the correct order.

6	When it grows, put the bean plant into a pot with soil.
2	Put some beans in.
1	Put some cotton wool or kitchen paper in a jar or pot.
4	Put the beans next to a window.
3	Pour some water on the beans.
5	Give the beans some water every day.

### 4. Write and draw!

Children write about the plants they would like to grow and draw a picture.

