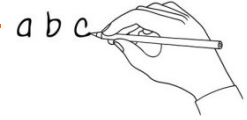




How to brush your teeth - ANSWERS

1. What's the word?

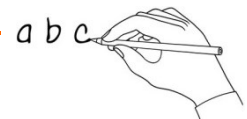
Write the word under the pictures.



lollipop	toothbrush	toothpaste	outside surface
biting surface	inside surface	bottom teeth	top teeth
			
top teeth	<i>lollipop</i>	outside surface	biting surface
			
bottom teeth	toothpaste	toothbrush	inside surface

2. Fill it in!

Watch the video. Write the missing words in the sentences.

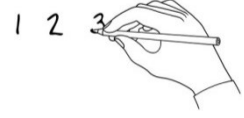


small circles	brush	twice	teeth	dentist	back	holes	one minute
---------------	------------------	-------	-------	---------	------	-------	------------

- It's very important to brush your teeth.
- You need your teeth to talk, eat and smile.
- Plaque attacks our teeth and makes holes in them.
- Start brushing at the back.
- Brush your teeth in small circles.
- Brush your bottom and top teeth for one minute each.
- Visit your dentist regularly.
- Brush your teeth twice a day.



3. What's the order?



Watch the video. Put the sentences in the correct order.

5	Brush the inside surface.
3	Brush the outside surface.
1	Put some toothpaste on your toothbrush.
6	Repeat with your top teeth.
4	Brush the biting surface.
2	Start with your bottom teeth.

4. Write and draw!

Children write about brushing their teeth and draw a picture.

