

# BUILD YOUR OWN SET



**Get a grown-up you know to help you make your own  
What's Your News? set, for your own news stories!**

## **You will need:**

- These Pages, Printed out.
- Straws or lollipop sticks
- An old shoe box
- safety Scissors
- Glue
- String


1. Cut some slots into the sides of your box.
2. Cut out the background and stick it to the back of the box.
3. Cut out the characters and fold them in half. Glue your lollipop stick inside, to hold the characters.
4. Cut out the TV and the clouds. Tie string to the holes and attach these to the top of the box.
5. Cut out the remaining Props and attach them to the ground. Poke the characters through the slots and move them around while you read your news!



**SEND YOUR NEWS**

**"I built my own What's Your News? set!"**

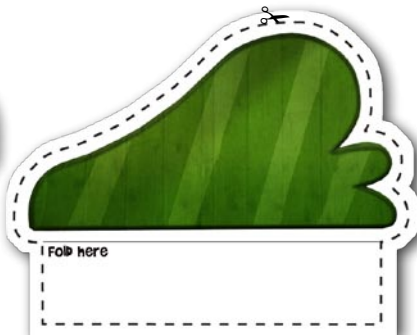
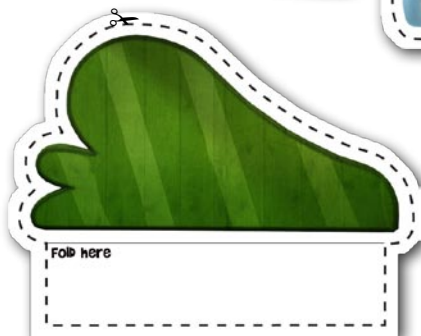
# BUILD YOUR OWN SET



**SEND YOUR NEWS**

**"I cut out Neville's news tower!"**

# BUILD YOUR OWN SET





**SEND YOUR NEWS**

**"I like clouds!"**

# BUILD YOUR OWN SET




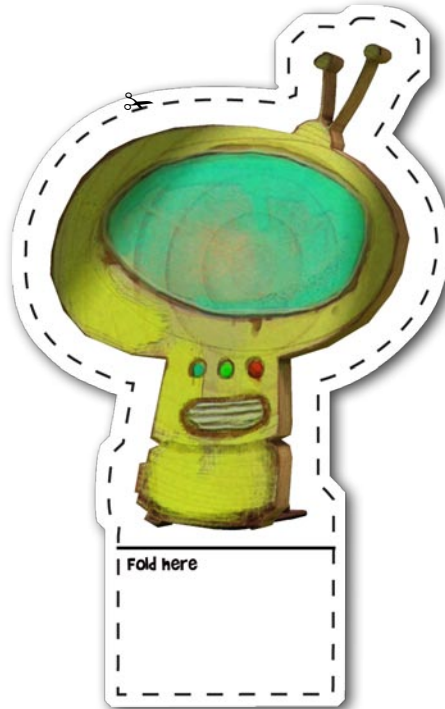
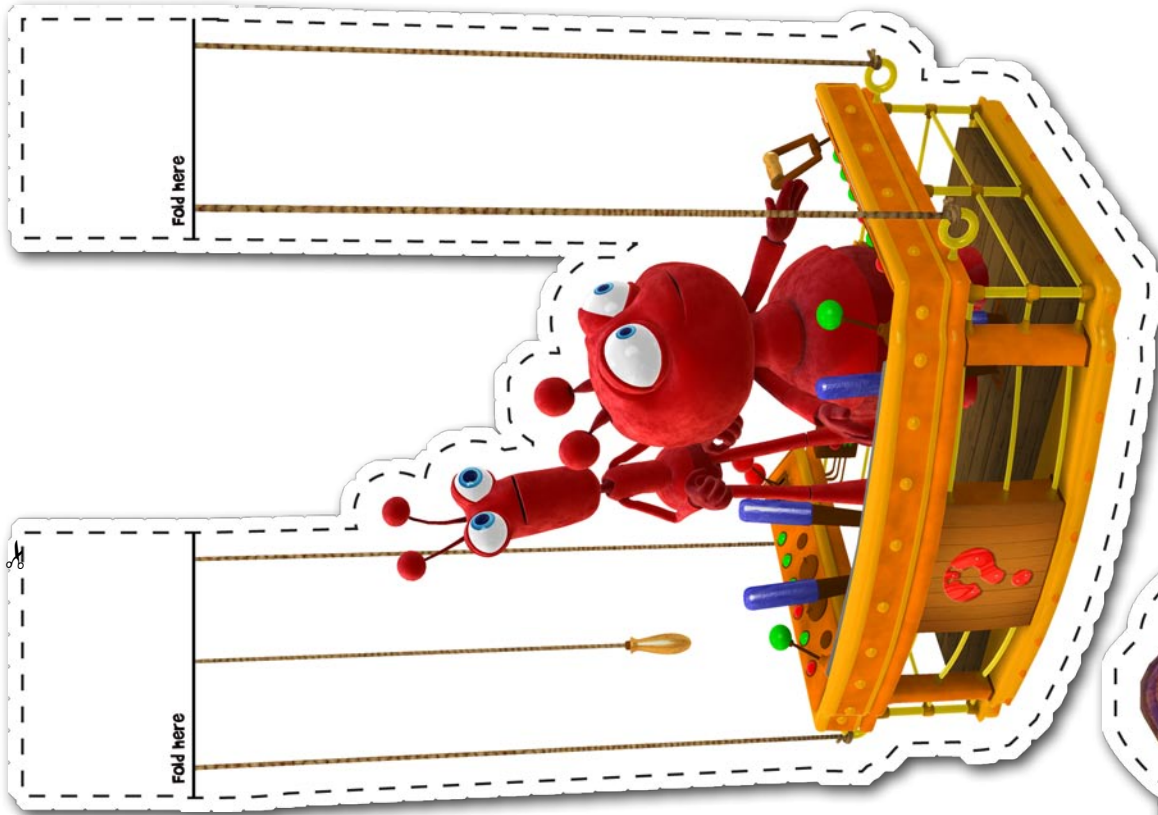
Make your characters stronger: Glue the pages onto card before you cut them out!



**SEND YOUR NEWS**

**"I'm Playing with Antony!"**

# BUILD YOUR OWN SET



**SEND YOUR NEWS**

**"I read the news like Grant and Antony!"**