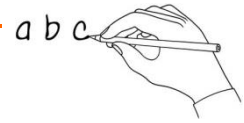








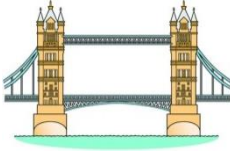




# Postcard from London – ANSWERS



## 1. What's the word?

Write the word under the pictures.

write a postcard	London	Big Ben	London Eye
Tower Bridge	red bus	park	queen
			
queen	write a postcard	red bus	London
			
park	London Eye	Tower Bridge	Big Ben



## 2. Read and circle!

Children read the postcard from London and circle the examples of the top tips – there may be more than one example for each top tip.

Dear Grandma,

I'm on holiday in London. There are lots of things to see and do!

On Monday we saw Big Ben. On Tuesday we went on the London Eye. On Wednesday we saw Tower Bridge. On Thursday we went on a big red bus. On Friday we went to the park. On Saturday we saw Buckingham Palace, but we didn't see the Queen! Today is Sunday – it's time to go home!

See you soon!  
Love Lucy xx

Mrs Jones  
24 New Street  
Cardiff  
CF1 4SC



### Top tips for writing postcards!

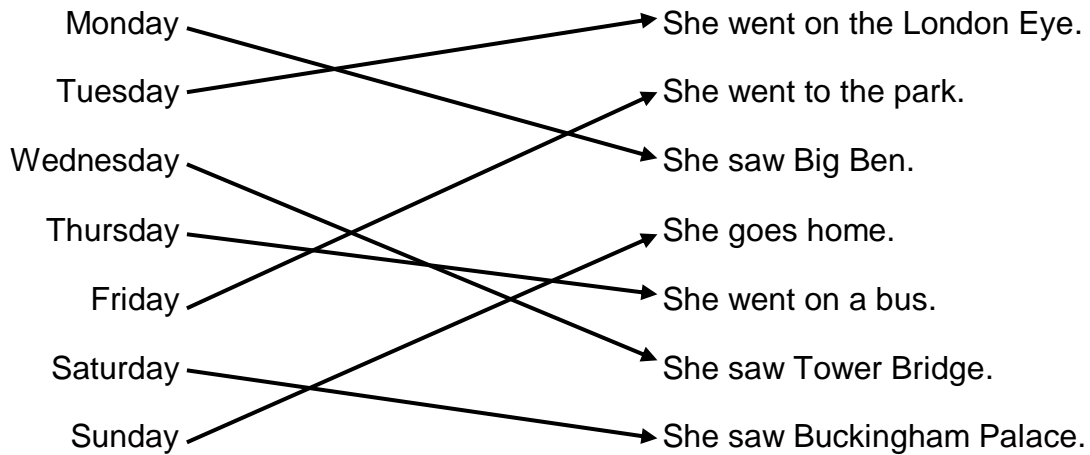
1. Start your postcard Dear + name.
2. Start the days of the week with a capital letter.
3. Write the name and address on the right of the postcard.



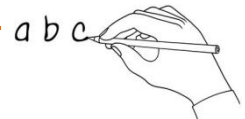
**3. Match them up!**



Match the days of the week to Lucy's activities.



**4. Practise writing!**



Children write a postcard to a friend or family member. They should think about the questions given, and use the example postcard as a model for their own. When they have finished they can check to see if they have followed all the top tips.