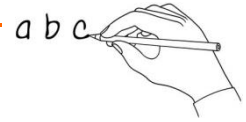












Animal fact file – ANSWERS

1. What's the word?



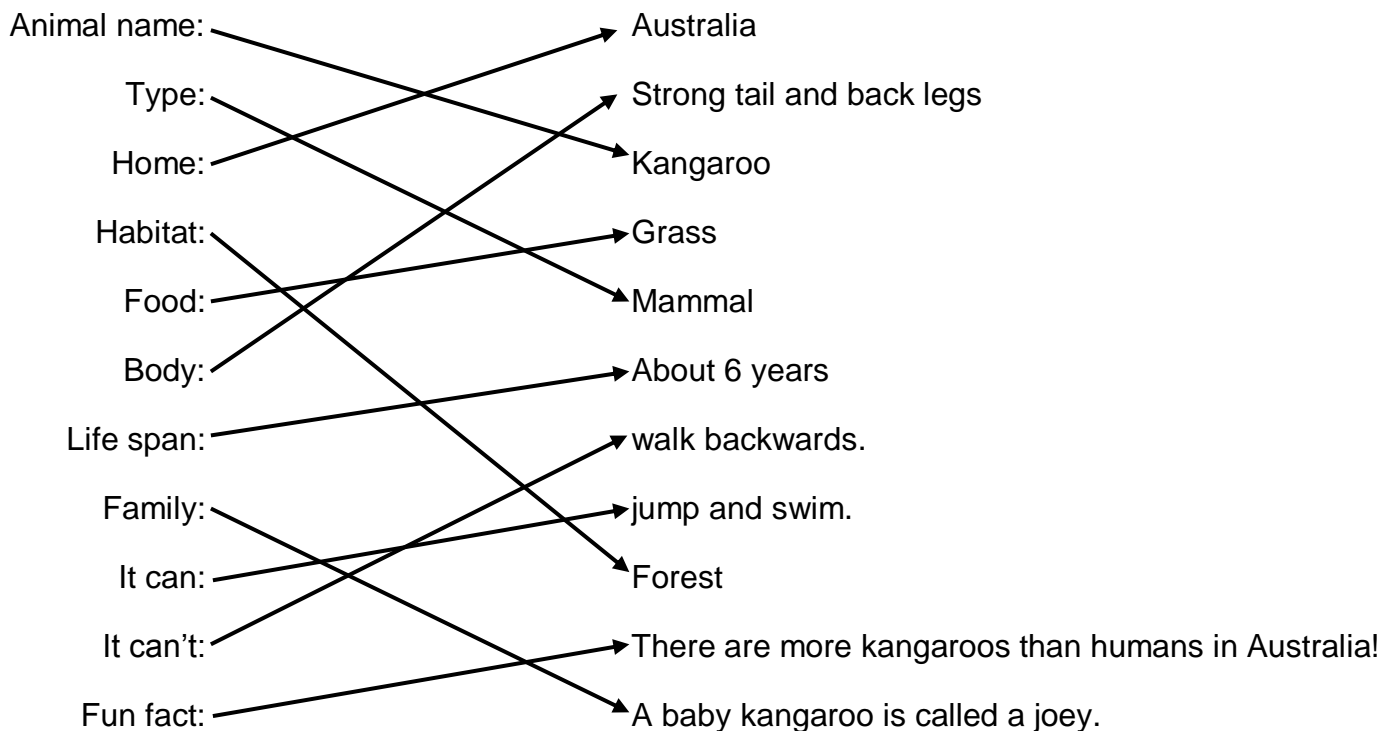
Write the word under the pictures.

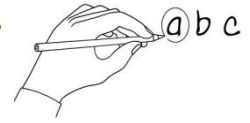
kangaroo	forest	grass	strong
pouch	jump	walk	swim
			
strong	kangaroo	swim	walk
			
jump	grass	pouch	forest

2. Match them up!



Read the fact file on the next page and match the information to the heading.





3. Read and circle!

Children read the animal fact file and circle the examples of the top tips – there may be more than one example for each top tip.

Top tips for writing animal fact files!


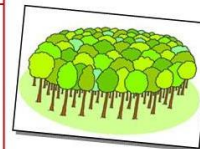
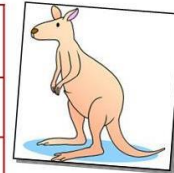
1. Write headings followed by a colon (:).
2. Use one word or short sentences.
3. Use a capital letter for countries.

FUN FACTS:

- There are more kangaroos than humans in Australia!
- There are four different types of kangaroos.
- A group of kangaroos is called a 'mob', a 'troop' or a 'court'.

ANIMAL FACT FILE:

Name:	Kangaroo
Type:	Mammal
Home:	Australia
Habitat:	Various habitats including forest
Food:	Grass
Body:	Strong tail and back legs; long, pointed ears. Some grow 2 metres tall. Female kangaroos have a pouch, where their babies live.
Life span:	About 6 years
Family:	A baby kangaroo is called a joey. When it is small it eats, sleeps and travels in the mother's pouch.
It can:	hop quickly on two legs; walk slowly on four legs; jump very high and swim.
It can't:	walk backwards.



4. Practise writing!

Children write a fact file about a different animal. They should research their animal first, and use the example animal fact file as a model for their own. When they have finished they can check to see if they have followed all the top tips.

