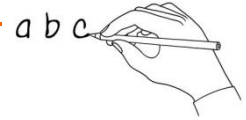


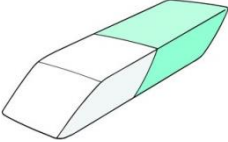
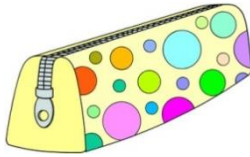
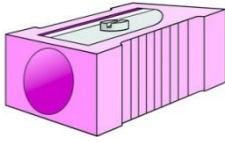





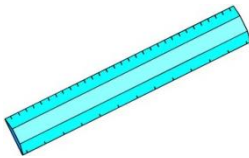



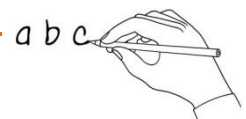
Pencil case



1. What's the word?

Write the word under the pictures.

pencil case	sharpener	pen	calculator	scissors
crayons	ruler	pencil	eraser	glue
				
	<i>pencil case</i>			
				



2. Where does it go?

Write these words in the correct group.

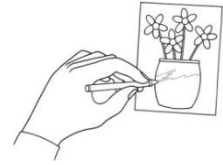
fabric	plain	lid	picture	plastic
patterned	zip	metal	Velcro	colourful

What is it made of?	What does it look like?	How does it open?
<i>fabric</i>		



3. Write and draw!

Design a pencil case! Draw the things that you keep in your pencil case, then write about it.

A large, empty rectangular area with a black outline, intended for drawing a pencil case. The drawing shows a perspective view of a pencil case with a zipper on the left side and a pull tab.

.....

.....

.....