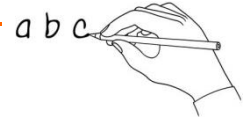


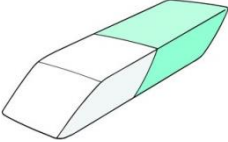
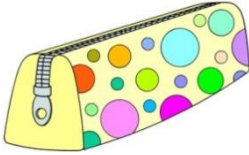
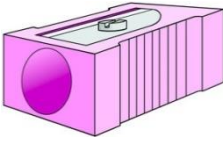





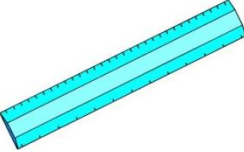



Pencil case – ANSWERS

1. What's the word?

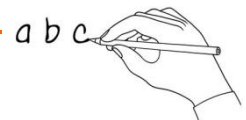
Write the word under the pictures.



pencil case	sharpener	pen	calculator	scissors
crayons	ruler	pencil	eraser	glue
				
eraser	<i>pencil case</i>	sharpener	pencil	pen
				
calculator	glue	scissors	ruler	crayons

2. Where does it go?

Write these words in the correct group.



fabric	plain	lid	picture	plastic
patterned	zip	metal	Velcro	colourful

What is it made of?	What does it look like?	How does it open?
<i>fabric</i>	plain	lid
plastic	picture	zip
metal	patterned	Velcro
	colourful	



3. Write and draw!

Children design a pencil case, draw the things that they keep in their pencil case, then write about it.

