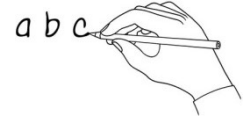





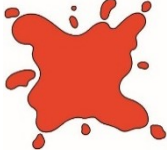



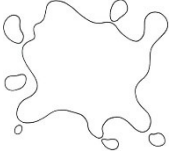




Colours 1 - ANSWERS



1. What's the word?

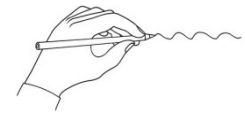
Write the word under the pictures.

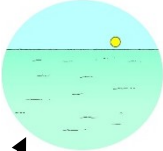



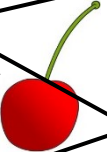



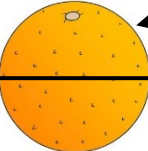


red	yellow	blue	green	pink
purple	orange	brown	black	white

				
green	red	black	brown	yellow
				
white	blue	pink	purple	orange

2. Label it!

Draw a line from the words to the pictures.





red				green	
yellow					orange
blue					pink




3. Colour and write!


Colour the paintbrushes and write what colour they make.



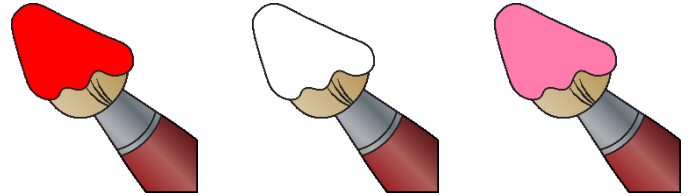
red + yellow = orange



blue + red = purple



yellow + blue = green



red + white = pink

4. Read and draw!

Children read the sentences and draw the face. Then they choose a name for their monster.

