

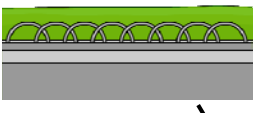






# The funfair – ANSWERS AND GUIDANCE

## 1. Match them up!

Read and point to each word. Encourage your child/children to identify the picture and draw a line. Get them to repeat after you say the word.



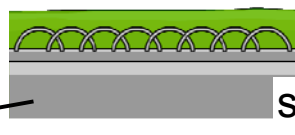



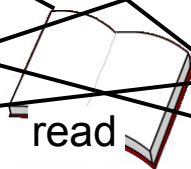






				
short	street	train	boat	fright

## 2. Match them up!

Point to the first pair of letter combinations on the left and make the sound that they both represent (e.g. or/aw = /ɔ:/). Now point to each picture one by one and say the word. Ask your child to tell you when they hear the or/aw sound, and help them to draw a line. Repeat with the rest of the sounds on the left.



or/aw	 short	 say	 street
ee/ea/y	 spy	 lady	 follow
ai/ay	 read	 boat	
oa/ow	 fright	 jaws	 train
igh/y			



**3. Sound it out!**

Say the first word in the left-hand column, sound by sound and pointing to each letter or letter combination in the word (e.g. ow-l), 'blending' the sounds together to say the word. Encourage your child/children to repeat with you. Now say the words in the right-hand column one by one, and encourage your child/children to identify which word has the same sound, and to make the sound. Help them to draw a line. Now encourage them to read both words again, blending the sound they identified with the other letters to say the words.

Repeat with all the words in the left-hand column.

b- <b>oa</b> -t		s- <b>ay</b>
sh- <b>or</b> -t		f-o-ll- <b>ow</b>
s-t-r- <b>ee</b> -t		s-p- <b>y</b>
t-r- <b>ai</b> -n		r- <b>ea</b> -d
f-r- <b>igh</b> -t		j- <b>aw</b> -s

**4. Draw a picture!**

Read the sentences with your child/children word by word. Encourage them to sound out each word letter by letter, 'blending' the sounds together to say the word. Help them with any 'tricky' words such as 'the' by simply pointing and saying the word. Refer your child/children back to images in previous exercises or in the story if they can't remember the meaning of the words. Then encourage your child to draw a picture to illustrate the sentences. Give praise and encouragement at all stages.

