



Jack's sack

1. Colour, cut and stick!

Colour the pictures on page 3. Cut them out. Read and stick the pictures in the correct sack.



<p>Stick the cat in sack 1.</p>	<p>Stick the dog in sack 2.</p>
<p>Stick the robot in sack 1.</p>	<p>Stick the sun in sack 2.</p>
<p>Stick the cup in sack 1.</p>	<p>Stick the map in sack 2.</p>

2. Listen and circle!

Circle the words which have a 'c' sound at the beginning or end.





3. Trace it!

Look at the pictures and trace the words.



	cat		dog		robot
	sun		cup		map

4. Listen and write!

Write the missing letter.



	__at		__ack		__og		boo__
---	------	---	-------	---	------	---	-------

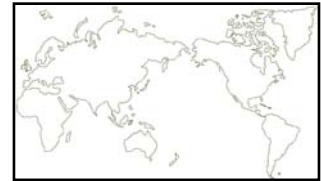




5. Draw a picture!

What's in your sack? Draw a picture!



**Colour, cut and stick!**

Pictures to colour, cut and stick for activity 1.



Colour the cat orange.

Colour the dog black.

Colour the robot red.

Colour the sun yellow.

Colour the cup green.

Colour the map blue.