



Jack's sack – ANSWERS AND GUIDANCE

1. Colour, cut and stick!

Read the sentences on page 3 to your child/children. Encourage them to identify the correct picture on page 3 and the correct colour crayon. Help where necessary. Allow them time to colour the pictures in. Help your child/children to cut out the pictures.








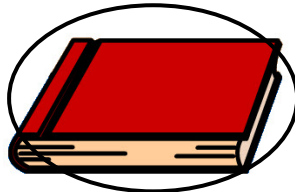


Read the sentences below and encourage your child/children to identify the correct picture. Encourage them to repeat the word, and help them stick the pictures in the correct sack.

Stick the cat in sack 1.	Stick the dog in sack 2.
Stick the robot in sack 1.	Stick the sun in sack 2.
Stick the cup in sack 1.	Stick the map in sack 2.

2. Listen and circle!

Make the 'c' sound. Then say each picture. Encourage your child/children to identify if the picture has the corresponding initial or end sound. If your child/children cannot draw a circle, they can point or you can help. Encourage them to repeat the words.



 king	 sack	 sun	 cat
 map	 book	 dog	 cup



3. Trace it!

Say each word and point to the picture and the traceable words. Help your child/children to trace each word. Encourage them to make the sound of each letter as they trace. After they finish each word, encourage them to repeat the whole word.



	cat		dog		robot
	sun		cup		map

4. Listen and write!

Say each word and point to the picture. Emphasize the sound of the missing letter and encourage your child to identify the missing letter. Help your child/children to write it in the space. Say the words again sound by sound and pointing to each letter or letter combination in the word (e.g. c-a-t, s-a-ck), 'blending' the sounds together to say the word. Encourage your child/children to repeat with you.



	<u> </u> cat		<u> </u> sack		<u> </u> dog		book <u> </u>
---	---------------	---	----------------	---	---------------	---	----------------

5. Draw a picture!

Ask your child/children to imagine what items are in their sack. Help them draw pictures and tell them the words for their items in English. Encourage them to repeat the words and touch the pictures.

