



Button up – ANSWERS AND GUIDANCE

1. Listen and draw!

Help your child/children draw some buttons and a zip on the coats on page 3. Touch each picture and repeat 'button up, button up' and 'zip, zip'. Encourage and help your child/children to write the missing letters.

Help your child/children to colour and cut out the coats. Play the song. Encourage your child/children to hold each one up as they hear them in the song.









button up, button up

zip, zip

2. Match them up!

Draw a line to match the picture and the word.



| | | | | | |
|---|---|---|---|---|---|
|  |  |  |  |  |  |
| coat | zip | button | baby | cake | dragon |

Arrows indicate the following matches: Button to button, Zip to zip, Coat to coat, Baby to baby, Cake to cake, and Dragon to dragon.






3. Listen and write!

Make the sound of the target letter (b, s or d). Then say each picture. Encourage your child/children to identify if the picture has the corresponding initial sound or not. If your child/children cannot write the letter, they can point or you can help.















Write the letter **b** under words that begin with the 'b' sound.

| | | | | |
|---|---|---|---|---|
|  |  |  |  |  |
| button | cake | dog | baby | book |
| <input type="text" value="b"/> | <input type="text"/> | <input type="text"/> | <input type="text" value="b"/> | <input type="text" value="b"/> |

Write the letter **s** under words that begin with the 's' sound.

| | | | | |
|---|---|---|---|---|
|  |  |  |  |  |
| tree | sailor | sea | coat | sun |
| <input type="text"/> | <input type="text" value="s"/> | <input type="text" value="s"/> | <input type="text"/> | <input type="text" value="s"/> |









Write the letter **d** under words that begin with the 'd' sound.

| | | | | |
|---|---|---|---|---|
|  |  |  |  |  |
| dog | dragon | ball | doll | fish |
| <input type="text" value="d"/> | <input type="text" value="d"/> | <input type="text"/> | <input type="text" value="d"/> | <input type="text"/> |

4. Listen and circle!

Say each picture. Encourage your child/children to identify the corresponding initial sound. If it is difficult, make the sound of the letters in the column. If your child/children cannot draw a circle, they can point or you can help.



| | | | | | | | |
|---|---|---|---|---|---|---|---|
|  |  |  |  |  |  |  |  |
| button | cake | zoo | sea | baby | dragon | dog | zip |
| <input type="text" value="b"/> | <input type="text" value="z"/> | <input type="text" value="c"/> | <input type="text" value="d"/> | <input type="text" value="d"/> | <input type="text" value="b"/> | <input type="text" value="d"/> | <input type="text" value="z"/> |
| <input type="text" value="z"/> | <input type="text" value="c"/> | <input type="text" value="d"/> | <input type="text" value="c"/> | <input type="text" value="b"/> | <input type="text" value="z"/> | <input type="text" value="s"/> | <input type="text" value="b"/> |
| <input type="text" value="d"/> | <input type="text" value="d"/> | <input type="text" value="b"/> | <input type="text" value="s"/> | <input type="text" value="s"/> | <input type="text" value="d"/> | <input type="text" value="z"/> | <input type="text" value="s"/> |
| <input type="text" value="s"/> | <input type="text" value="b"/> | <input type="text" value="z"/> | <input type="text" value="z"/> | <input type="text" value="z"/> | <input type="text" value="s"/> | <input type="text" value="b"/> | <input type="text" value="d"/> |